

1-2 Test

The First Widely Accepted Single-Use *Salmonella* Test

The 1-2 Test is a patented, single-use test for *Salmonella* used by analysts worldwide. It combines proprietary science with practical application, resulting in proven performance and ease of use. Each kit is self-contained and includes all reagents necessary to run the test. Test results are read visually and are easy to interpret without the use of equipment.

Accurate, Reliable and Validated Results

Extensive multi-laboratory and field validation studies have shown that the 1-2 Test is highly accurate and specific.¹⁻⁶ The proprietary 1-2 Test antibody captures a wide range of *Salmonella*, without reacting with most common cross-reactors. The 1-2 Test is suitable for testing all food products, food ingredients and environmental samples.

Simple to use.
Advanced Science.



BIOCONTROL

Results. Right now.

Rapid, Reliable Results

Results are available as soon as 14 hours after enrichment.

Simple to Use

The I-2 Test requires only two to three minutes of hands-on time to run. Each simple step of the preparation sequence can be performed on an individual unit or simultaneously on multiple units.

Flexible

The single-use format of the I-2 Test provides the flexibility to run any number of tests depending on your testing needs.

Visual Results

Results are interpreted visually by observing the development of an Immunoband, a characteristic immobilization pattern of cells. No equipment is required to read results.

Extensively Validated

AOAC Official Method 989.13 and other international validations.

I-2 Test Kit Contents


Each test kit is self-contained and comes with disposable I-2 Test units, activation reagent and proprietary antibody preparation solution. A I-2 Test with an empty sideport (ESP) is also available.



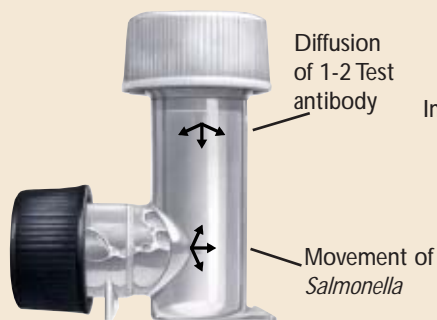
Actual Size

Simple to Use. Advanced Science.

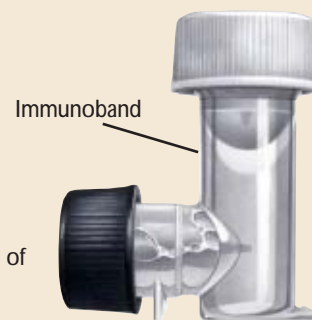
The I-2 Test is highly sensitive and specific. It uses a unique combination of a built-in selective enrichment, the immunodiffusion principle, and a proprietary preparation of antibodies to detect *Salmonella*.



Analyst adds enriched sample to the inoculation chamber and a drop of the I-2 Test antibody to the void in the peptone-based gel in the motility chamber. The I-2 Test is incubated.



Salmonella, if present, begins to move through the selective medium into the motility chamber. At the same time, the I-2 Test antibody starts diffusing into the motility chamber in a radial pattern.



As the *Salmonella* encounters the diffusing antibodies they are immobilized. A characteristic three-dimensional Immunoband will be formed if the test is positive. Results are read visually.

References

1. *J. AOAC Int.* **72**, 303(1989)
2. *J. Food Prot.* **53**, 656(1990)
3. *J. Food Microbiology.* **11**, 253(1994)
4. *J. AOAC Int.* **78**, 59(1995)
5. *J. AOAC Int.* **78**, 987(1995)
6. *J. AOAC Int.* **78**, 993(1995)

BIOCONTROL

Results. Right now.

Worldwide Headquarters Bellevue, WA USA tel 425.603.1123 fax 425.603.0070 www.biocontrolsys.com

European Office Montesson, France tél +33 (0)1 30 15 78 08 fax +33 (0)1 30 15 78 09 europe@biocontrolsys.com

Latin America Office Campinas, Brasil tel/fax +55 19 3231 2502 +55 19 3233 7988 latinamerica@biocontrolsys.com

United Kingdom Office London, UK tel +44 (0)1 449 721420 fax +44 (0)1 449 723120 uk@biocontrolsys.com